'NG2'

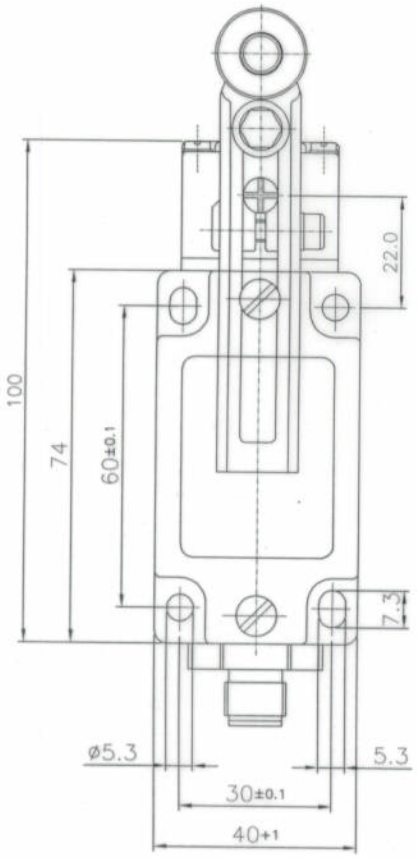

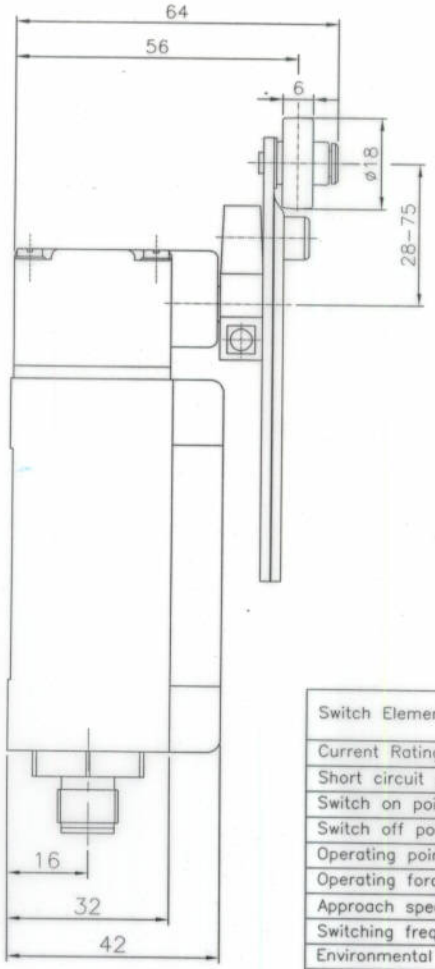

Connection diagram

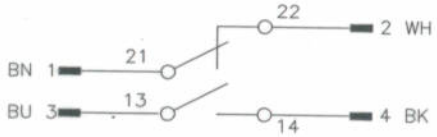

4 POS.

PIN ASSINMENT

1. — BN.(Brown)
2. — WH.(White)
3. — BU.(Blue)
4. — BK.(Black)

A = Operating point
B = Final position
C = Reset point

Switch Element	ES-510 Snap action with 1NO + 1NC contact
Current Rating	10A, 250V~
Short circuit protection	10A, HRC Fuse (External)
Switch on point	22°±3°
Switch off point	10°±3°
Operating point reproducibility	±0.25°
Operating force	10 N
Approach speed (max)	60 m/min
Switching frequency (max)	600 /min
Environmental protection	IP 67
Mechanical life	30×10^6 Operations.

TOLERANCES UNLESS OTHERWISE STATED
DIM. ±0.1 | ANGLE ±1°

ALL DIMENSIONS ARE IN MM.

No.	ALTERATION	DATE	NAME

SUPERSEDES —

SUPERSEDED BY —

2020	DATE	NAME
DRN.	06/10	chandru
CHD.	6-10-20	

TITLE DATA SHEET FOR NG2 VS-510SEM4-M

DRG. No. 5 204 4438

SCALE 1:1

PAGE: 01 OF: 01

TEKNIC EUCHNER

d:\sharon\dwg\5_assembly\ngconnection\ngconnection.dwg