


CIMRE2SS4/2 4/OM



connectwell
THE RIGHT CONNECTION

Relay Module 2CO 4CH 24VDC (DPDT)

- Fully-enclosed IP20 rated design
- Custom configurations up to 32 channels
- Long Tail Jumpers.
- Ergonomic for wiring ease
- High quality standards and approvals
- Long-life laser marking
- Additional all-axis marking provision
- Over voltage category: III
- Pollution degree :2
- Option to select Pluggable/Soldered Relays
- Standard and reverse type marking option available.
- Low Coil Drive Current (4.7 mA to 100 mA).
- LED indication to denote relay actuation.
- Freewheeling diode across relay coil.

TECHNICAL DATA

Bussing Possibility	By using spare jumpers.*****
Supply Voltage Indication	3mm Red LED
Relay Protection Method	Using 1N4007 Free Wheeling Diode
Ambient Operating Temperature	-20 to 50 °C
Mounting Possibility	DIN 35/DIN 35-15 Rail
Housing Material	PC
Housing Colour	Grey
Rated Input voltage	24 VDC
Rated output Current/channel	5 A

RELAY INPUT / COIL SPECIFICATIONS

Nominal Operating Voltage	24 VDC
Nominal Input Current	16.7 mA
Maximum Operating Voltage	31.2 VDC
Must Operate Voltage	16.8 VDC
Must Release Voltage	2.4 VDC
Nominal Input Power	400 mW
Coil Resistance	1440 Ω

RELAY OUTPUT/CONTACT SPECIFICATIONS

Contact Type	DPDT - 2CO
Contact Material	Ag-alloy (Cd free)
Contact Resistance	100 mΩ max.
Rated Contact Current (Resistive Load)	8 A
Load Voltage Range	250VAC/30VDC

RELAY OUTPUT/CONTACT SPECIFICATIONS

Maximum Switching Voltage	440VAC/300VDC V
Maximum Operating Frequency	18000 Opr./Hr (Mechanical)
Turn-Off Time	5ms (Without Diode)
Turn-On Time (0 Cross Turn On)	15ms (Without Diode)


CONNECTION SPECIFICATIONS

Type of Connection	Screw Connection
Min. Wire Size	0.5 mm ²
Max. Wire Size	2.5 mm ²
Min. Wire Size(AWG)	20 AWG
Max. Wire Size(AWG)	12 AWG
Screw Size	M2.5
Wire Stripping Length	8 mm
Torque	0.4 Nm
Torque	3.5 lb-in

ORDERING INFORMATION

CAT. NO.	DESCRIPTION	NO. OF CHN.	DIM. DET.	STD. PACK
CIMRE2SS4/24/OM	2CO 4CH 24VDC CW Relay Module With Base (Pluggable Relay) Rail Mount	4	92.5 x 98 x 44	1
CIMRE2S4/24/OM	2CO 4CH 24VDC CW Relay Module With Soldered Relay Rail Mount	4	92.5 x 98 x 40	1

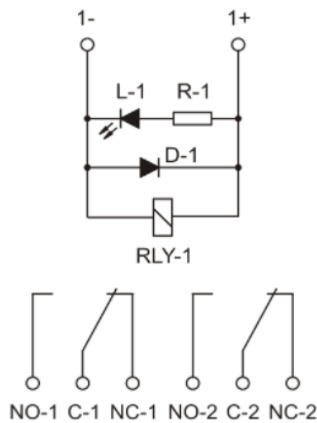
CIMRE2SS4/2 4/OM



ACCESSORIES

IMAGES	CAT. NO.	DESCRIPTION	STD. PACK
	CA701-1M	Din 35 Rail unslotted 1 meter	50
	CA701-2M	Din 35 Rail unslotted 2 meter	50
	CA701-2M-S	Din 35 Rail slotted 2 meter	50
	CA701-1M-S	Din 35 Rail slotted 1 meter	50
	CA701-15-1M	Din 35 Rail 15 deep unslotted 1 meter	50
	CA701-15-1M-S	Din 35 Rail 15 deep slotted 1 meter	50
	CA701-15-2M	Din 35 Rail 15 deep unslotted 2 meter	50
	CA701-15-2M-S	Din 35 Rail 15 deep slotted 2 meter	50
	SCS0.5/3	Electricians Screwdriver for slotted screws	10
	GMH8	Group Marker suitable for mounting on CA103	100
	IMACC/CIMRE/EXT	Extension Cable for CIMRE	50
	IMACC/2CO/24DC	RELAY 2CO 24DC	10

CIRCUIT DIAGRAM



NOTES

***Module with Other Coil Voltage like 6 VDC, 48 VDC, 24 VAC, etc. are available on request. All values in the are the initial values at 23°C.

**** Module is Factory-built common negative. To change to common positive move the Jumpers to PC.

***** To use as a standard module without bussing put the jumpers into spare parking space available on Module.

All values in the are the initial values at 23°C.